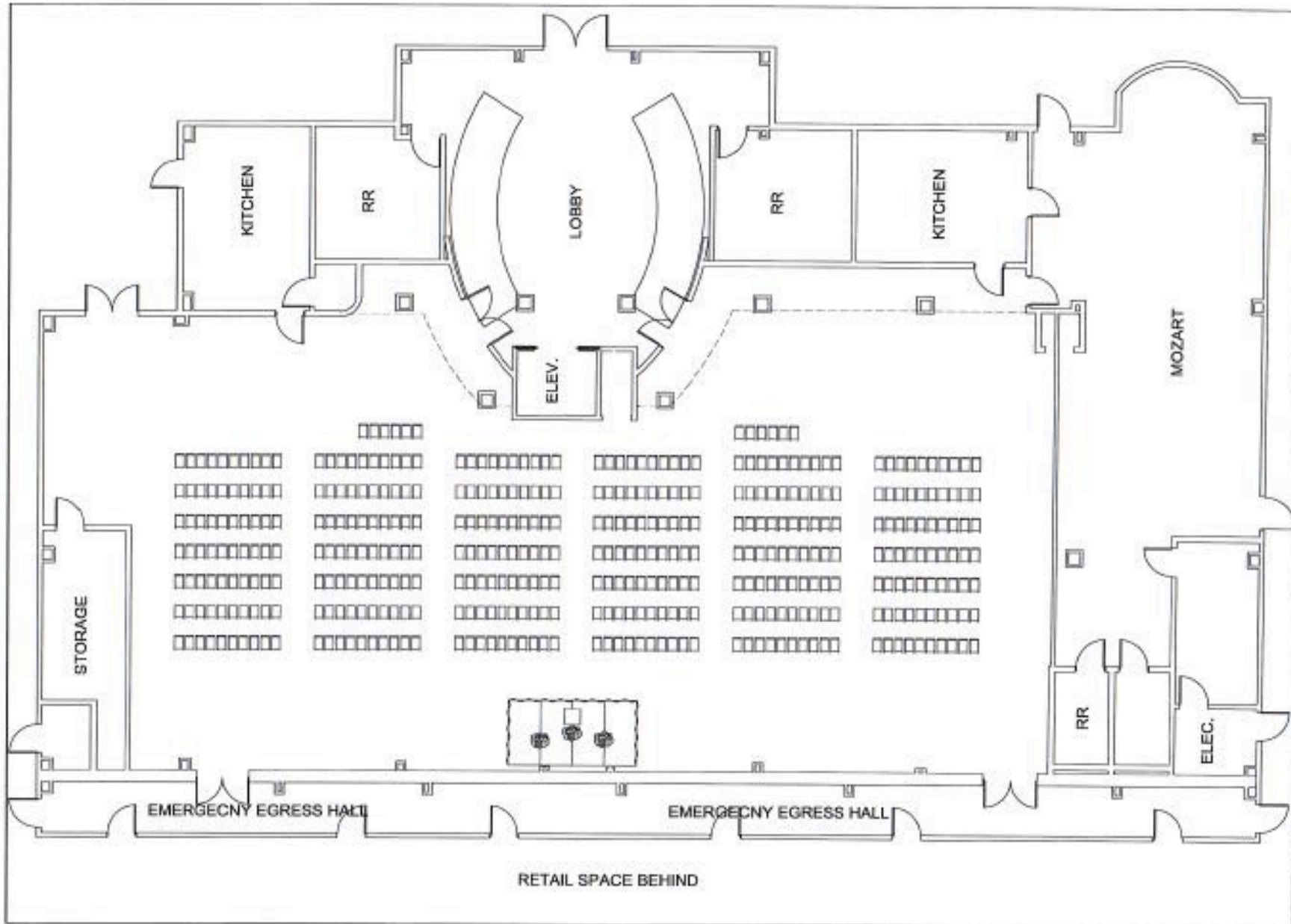


Bach



Frisco Hall
The Event Center



CLIENT:	
AE:	Mike Coakle
PI:	
PO:	Tyler Blayde
DESIGN STATUS:	DATE
REVISION #:	10/10/16

Frisco Hall Seating Diagrams

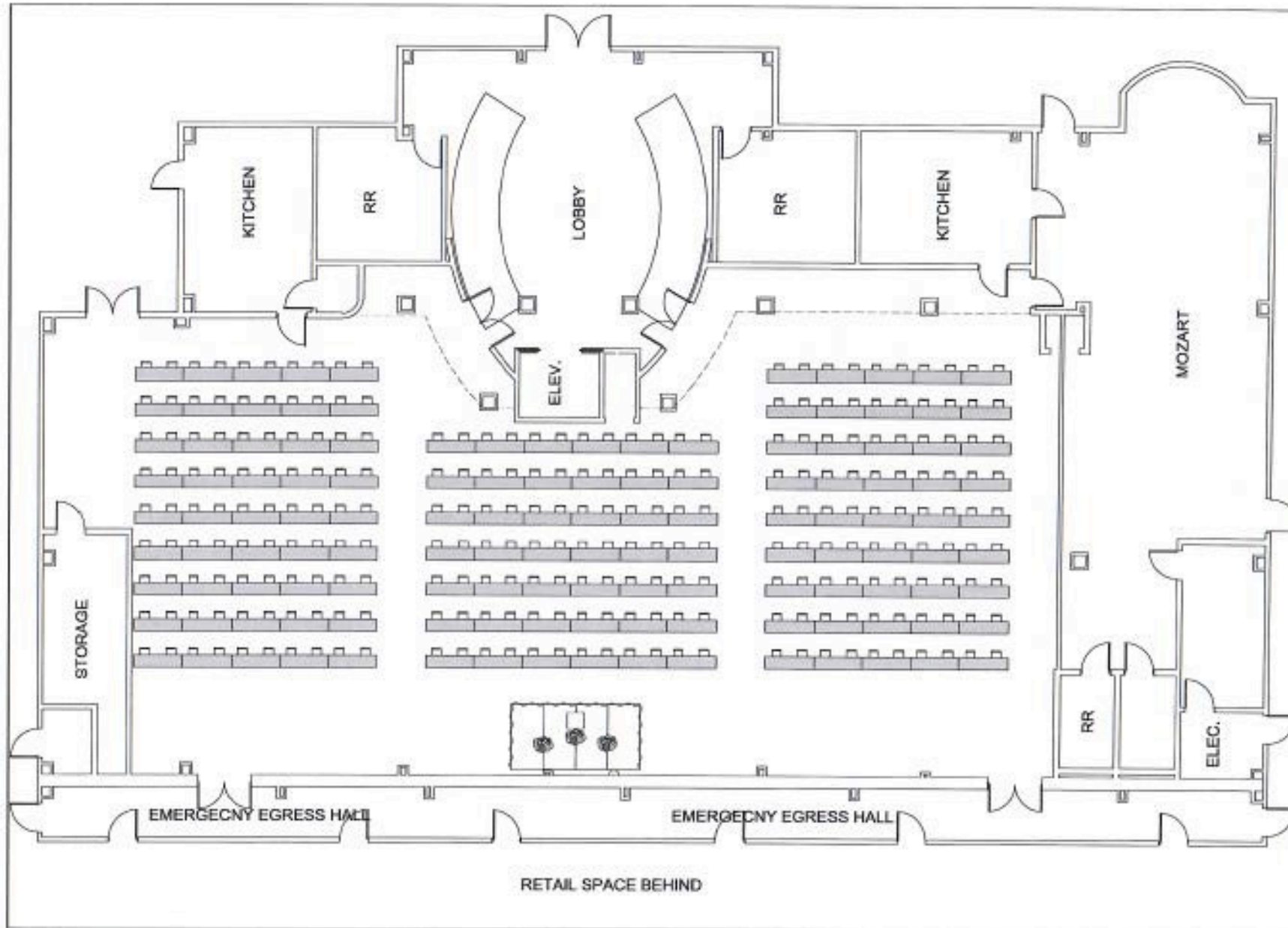
WINGS & STRAUS
Theatrical

PROJECT NOTES:
Building plans based on 110' North DWS
100 % CD - Final Set 8-2-2019 5:2' and
photos taken on site

SHEET NOTES:
Seating 402

NOTICE OF DISCLAIMER:
The drawings are prepared by the firm for the client's use only. The client is responsible for the accuracy of the information provided. The drawings are not to be used for any other purpose without the written consent of the firm. The firm is not responsible for any errors or omissions in the drawings or for any consequences arising from the use of the drawings. The client is responsible for obtaining all necessary permits and approvals for the project.

SHEET TITLE:	WINGS & STRAUS THEATRE
SHEET NUMBER:	004.1
SHEET SIZE:	8 1/2 x 11



CLIENT:	Mike O'Neill
AE:	
FE:	
PG:	Tyler Bridge
PRELIM STATUS:	DATE
REVISIONS:	10/10/18

Frisco Hall Seating Diagrams

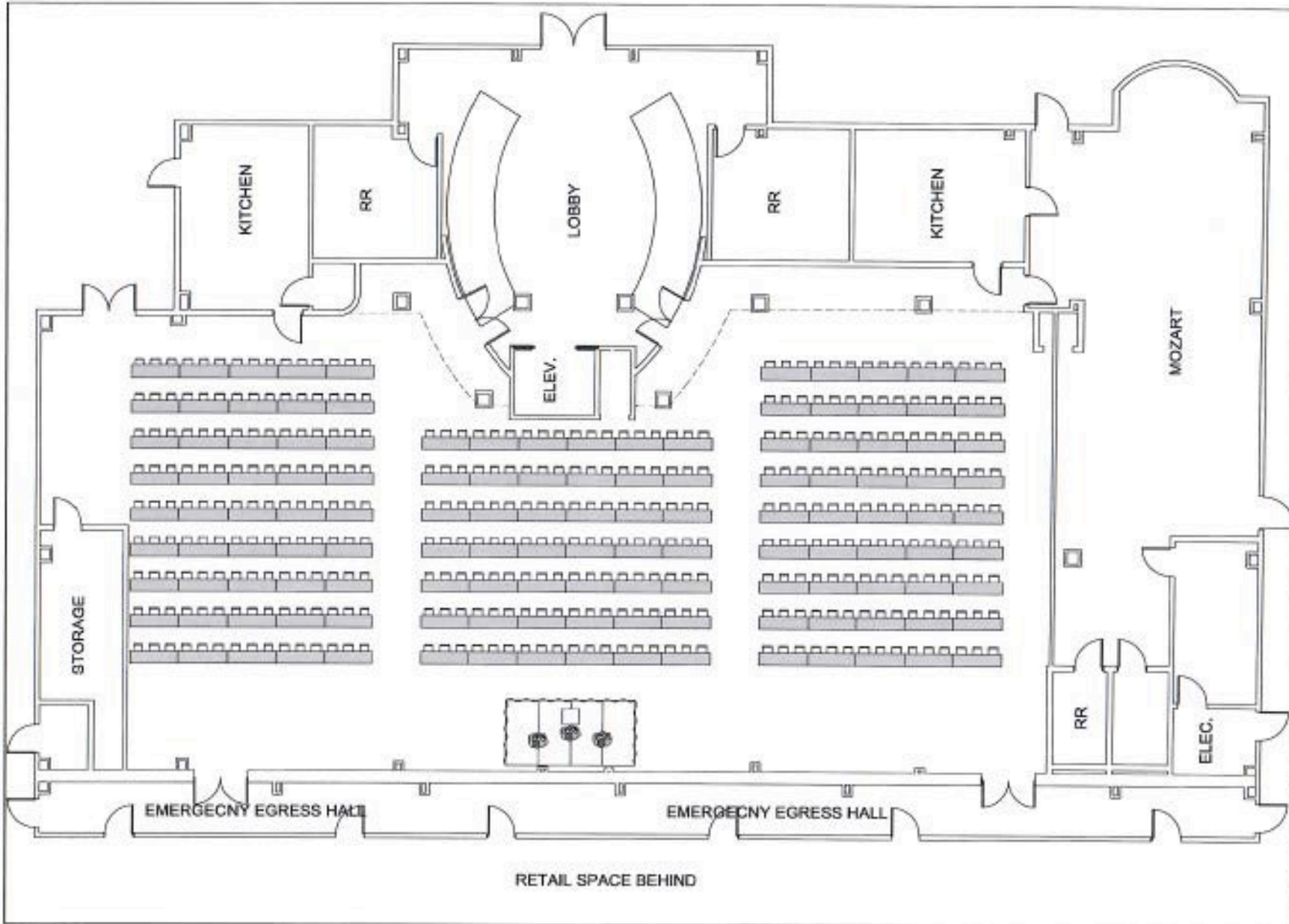
Vital & Strouse
Frisco Hall

PROJECT NOTES:
 Building plans based on 3D Model (3D) 100% (0) - Finalized 100% (0-0-0-100%) and photos taken on site

SHRIFT NOTES:
 Seating: 24 12' Tables

NOTICE OF DISCLAIMER:
 These drawings are prepared by the architect and are not to be construed as a contract. The architect is not responsible for the design and construction of any structure or equipment shown in the drawings and is not liable for any damage or injury resulting from the use of these drawings. The architect is not responsible for the design and construction of any structure or equipment shown in the drawings and is not liable for any damage or injury resulting from the use of these drawings.

SHRIFT TITLE:	
VITAL & STROUSE CLASSROOM / SEATING	
SHRIFT NUMBER:	006J
SHRIFT SIZE:	A3x11



CLIENT:	Mike Cozette
ARCHITECT:	Tyler Lodge

PROJECT STARTS:	DATE:
REVISION 1:	10/26/10

Frisco Hall Seating Diagrams

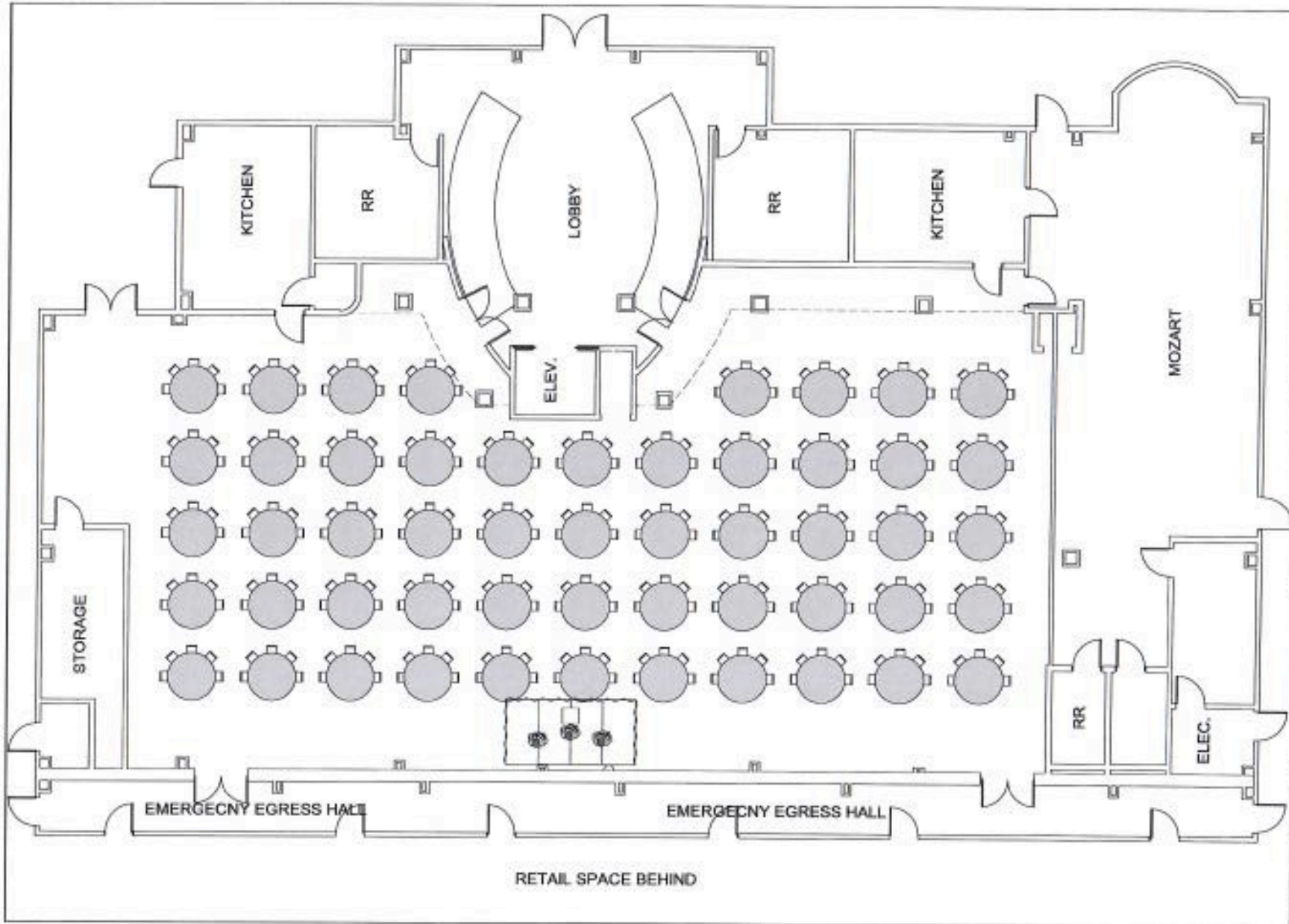
Version & Project
Frisco Hall

PROJECT NOTES:
Building plans based on 10'0" high (10'0") 18" x 30" - 18" x 30" - 18" x 30" and photo taken on site

SHEET NOTES:
Seating 36" 12" Tables

NOTES OF DISCLAIMER:
The drawings are prepared solely for the use and purpose for which they are intended and the architect assumes no liability for any other use of the drawings. The drawings are prepared on the basis of information furnished to the architect and the architect assumes no liability for any errors or omissions in the drawings. The drawings are prepared on the basis of information furnished to the architect and the architect assumes no liability for any errors or omissions in the drawings. The drawings are prepared on the basis of information furnished to the architect and the architect assumes no liability for any errors or omissions in the drawings.

SHEET TITLE:	FRISCO HALL CLASSROOM 2 SEATING
SHEET NUMBER:	004.3
SHEET SIZE:	8.5x11



CLASS:	Other Office
AC:	
PC:	
FC:	Tyler Bridge
PREP BY:	DATE
REVISED BY:	10/10/13

Frisco Hall Seating Diagrams

Model & Program
From Hall

PROJECT NOTES:
Building plans based on 1997 floor plan (1997) 100 % CD - Permit for 0-0-021612" and 2006 04-01-01-01

SHEET NOTES:
Seating 240
12' Tables

NOTICE OF DISCLAIMER:
This drawing is the property of F.H. and may not be reproduced without the written consent of F.H. All information is provided for informational purposes only and is not intended to constitute a contract. The user of this drawing is responsible for its use and for any errors or omissions. The user of this drawing is responsible for its use and for any errors or omissions. The user of this drawing is responsible for its use and for any errors or omissions.

SHEET TITLE:	
FRISCO HALL SEATING DIAGRAMS OF 4	
SHEET NUMBER:	004.4
SHEET SIZE:	8.5x11



CLIENT: H&A CHAIR

DATE: 08/14/18

PREPARED BY: JRM

PROJECT NO: 1800000000000000

PROJECT NAME: Fricco Hall Seating Diagrams

Scale: 1/8" = 1'-0"

Sheet 1 of 1

MOZART

DATE: 08/14/18

PREPARED BY: JRM

PROJECT NO: 1800000000000000

PROJECT NAME: Fricco Hall Seating Diagrams

Scale: 1/8" = 1'-0"

Sheet 1 of 1

DATE: 08/14/18

PREPARED BY: JRM

PROJECT NO: 1800000000000000

PROJECT NAME: Fricco Hall Seating Diagrams

Scale: 1/8" = 1'-0"

Sheet 1 of 1

DATE: 08/14/18

PREPARED BY: JRM

PROJECT NO: 1800000000000000

PROJECT NAME: Fricco Hall Seating Diagrams

Scale: 1/8" = 1'-0"

Sheet 1 of 1

DATE: 08/14/18

PREPARED BY: JRM

PROJECT NO: 1800000000000000

PROJECT NAME: Fricco Hall Seating Diagrams

Scale: 1/8" = 1'-0"

Sheet 1 of 1

DATE: 08/14/18

PREPARED BY: JRM

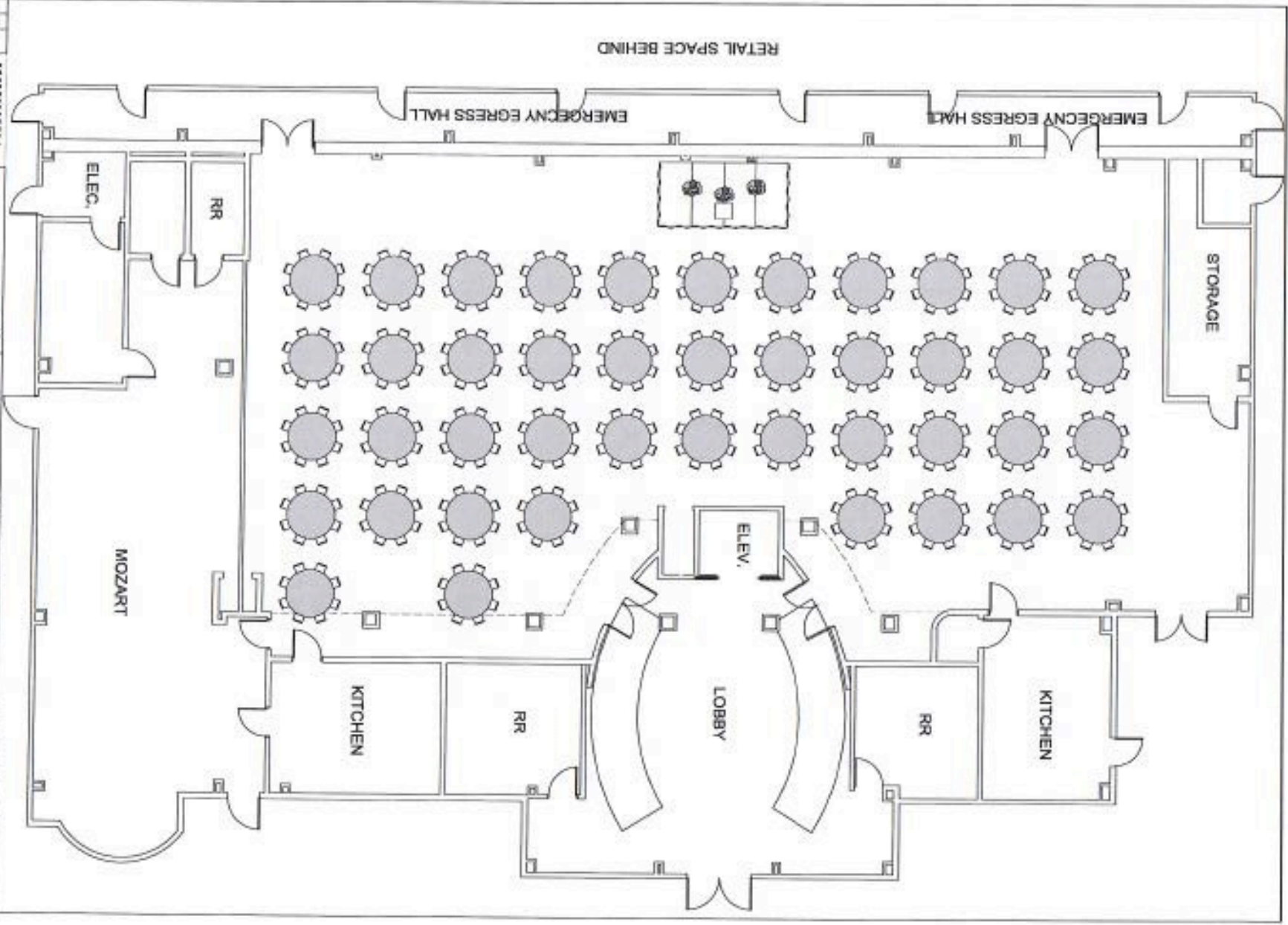
PROJECT NO: 1800000000000000

PROJECT NAME: Fricco Hall Seating Diagrams

Scale: 1/8" = 1'-0"

Sheet 1 of 1

DATE: 08/14/18





CLIENT:	
ARCH:	FFH Coasts
PH:	
PC:	Tyler Fridge
JWS STATUS:	DATE:
REVISION:	10/19/18

Frisco Hall Seating Diagrams

Visual & Space
From Hall

PROJECT NOTES:
Seating plans based on 7'0" high (max) 100 sq. ft. Round Set 4-6-2018 1/2" and photo taken on site.

SEAT NOTES:

Visual:
Seating 204
12' Tables

Space:
Seating 176
12' Tables

NOTICE OF DISCLAIMER:
The design is preliminary and is intended to illustrate the basic structure and general layout of the project. The quantities in the drawings are for information only and are not to be used for construction. The design and construction of the project shall be the responsibility of the contractor. The design is not to be used for any other purpose without the written consent of the architect. The design is not to be used for any other purpose without the written consent of the architect.

SHEET TITLE:	FRISCO HALL SEATING & STAIRS ROUNDS & CLASROOM
SHEET NUMBER:	001
SHEET SIZE:	9.5x11

